



CORE
HIGUERÓN

Quality specifications



SUN PROPERTIES
marbella's real estate experts

A photograph of a modern kitchen countertop. The countertop is a light-colored, possibly marble or quartz, with a dark, rectangular sink. A potted plant with green leaves and orange flowers sits on the counter. The background is a dark, textured wall.

Flooring and Tiling

01



FLOORING

General




Shilin

Wide Format

The inspiration for the Shilin model comes from the most subtle of stone. It's known for all the detailing on the surface and in the volume. It combines various technologies for the extremely natural look it's known for. The Slate finish, along with a digital texture in line with the design, ends with a shiny touch replicating the natural mica found in stone.



FLOORING AND TILING
Bathrooms



Shilin

Format Tiling: 2400 x 1500

The inspiration for the Shilin model comes from the most subtle of stone. It's known for all the detailing on the surface and in the volume. It combines various technologies for the extremely natural look it's known for.



Mont Blanc

Shower Tile Format: 2400 x 1500

The immaculate slopes of the Alps and one of the most prestigious ski resorts of the world, Chamonix, are the source of inspiration underlying the exclusive Mont Blanc design.



Abu Dhabi White

Shower Tile Format: 2400 x 1500

The inspiration for this model comes from classic white marble; in this case, featuring golden grayish veins on an off-white background. It's offered in Décor Polished and Silk finishes. This last finish simulates the effect of an eroded surface in line with a golden vein design for a more natural look.



Strata Argentum

Shower Tile Format: 2400 x 1500

Inspired by marble, Strata Argentum offers a more stone-like look with the Riverwashed finish and beige tones which make it suitable for any room.



Arena

Shower Tile Format: 2400 x 1500

Arena has a stone look in beige tones, which are characteristic of this kind of surface. Thanks to some innovative technology, the model offers a design inspired by the movement of the land to make almost every slab unique. It can be found in a Satin finish.

Kitchen

02



nolte[®]
KÜCHEN

KITCHEN

Furniture



Illustrative image only



Nolte Furniture



Completely
Customisable

The choice of finishes in the kitchen will be done together with the specialist Küchenart.

With a wide array of colours, finishes, and materials to choose from:

Frame, lacquers, fronts, enclosures, profiles and drawers.




KITCHEN Fronts

GENUINE LACQUER / MATE SOFT

The support material is composed of an MDF support board and a printing paper. Based on a gradual multi-layered lacquer, the front and the edges acquire their sophisticated surface. The back-part is made in the same colour with a melamine or Lacquered coating.

MELAMINA MATE

Resin-impregnated papers apply the agglomerated board by a direct pressure and temperature-based procedure. With the texture stamped on the surface you get the effect from glossy to textured. The two-layer structure ensures a special touch and a sophisticated aesthetic on the material.




SOFT LACK
White



SOFT LACK
Quartz grey



SOFT LACK
Black



SOFT LACK
Sahara



REAL WALNUT



KITCHEN

Countertops



illustrative image only

Just White

NEOLITH

The clean and pure design of a white Matte finish, combined with naturalness and the unbeatable technical characteristics of Neolith. The new Just White model gives you all of that.



Pietra di Luna

NEOLITH

Pietra di Luna de Neolith belongs to the fusion collection, it features a stonelooking design that is distinguished by a soft grey tone. Available in two different finishes (Silk and Riverwashed), Pietra di Luna is an ideal material for large surfaces. A timeless model that combines perfectly with other architectural elements that allows to coat with a touch of balance.



Pietra di Osso

NEOLITH

The Pietra di Osso model belongs to the Fusion collection, it features a stonelooking design which is distinguished by a neutral tone. Available in two different finishes (Silk and Riverwashed), Pietra di Osso is a material suitable for large areas. A timeless model that combines perfectly with other architectural elements. It also provides a touch of balance.



Pietra de Piombo

NEOLITH

Pietra di Piombo, belongs to the Fusion collection, it features a stone-looking design that is distinguished by a dark grey colour. Available in two different finishes (Silk and Riverwashed), Pietra di Piombo is an ideal material for large surfaces. A timeless model that combines perfectly with other architectural elements. It also provides a touch of balance.



SIEMENS

 **BOSCH**

KITCHEN

Appliances

illustrative model only



Oven

- LCD display with white backlight and concealable controls: easy operation of the oven and direct access to all necessary information such as additional functions, temperature display...
- Perfect distribution of the hot air inside the oven on two levels.
- Pyrolytic self-cleaning: choose between 3 levels of intensity, depending on the degree of soiling of the interior, and forget about it.
- Water cleaning assistant.
- ClipRails on one level: interchangeable rails in height.

illustrative model only



Microwave

- Control with TFT display: very easy to use thanks to the central control ring and all functionalities with text and symbols in colour.
- Gourmet Recipes: up to 10 pre-programmed recipes. Select only the type of food and weight, and enjoy. Perfect results.
- Electronic door opening: just press a button and you have easy access to the inside of the door.
- Stainless steel recessed cavity for easy interior cleaning.



Illustrative model only



Induction Stove with integrated extractor

- Connects to your cell phone
- lightSlider control
- 17 power levels
- 2 Flex zones
- Boost function
- ShortBoost function
- FlexMotion function
- PowerMove function: 3 steps
- QuickStart function
- And more...

Illustrative model only



Dishwasher

- PerfectDry: perfect drying of all utensils with less energy consumption.
- Bosch dishwashers are sustainable thanks to the multiple technologies they incorporate. ActiveWater technology, which uses water and energy sparingly and guarantees excellent cleaning results.
- Home Connect: home appliances with smart internet connectivity to make life easier.

Illustrative model only



Fridge

- Energy efficiency class A: save energy with the most efficient class.
- Inverter technology: constant temperature control inside and outside the refrigerator.
- NoFrost: no more time wasted defrosting the fridge.
- VitaFresh XXL 0 °C: keep food fresh for longer in the extra-large drawers with temperature and humidity control.
- Metal MultiAir Flow for optimal temperature distribution indoors.

Toilets


03





TOILETS

Shower plate and toilet



Plato de ducha

Neolith Shilin

If your daily shower is the time of the day when you completely relax, take the experience to a whole new level with a Neolith bathroom. Piattibelli shower trays that use Neolith as a panelling surface wrap you in a world of relaxation so that you can enjoy complete comfort. Block out the rest of the world, let your mind run free and enjoy all the sensations of the here and now.



Square

Wall-hung toilet

Wall-hung toilet pack consisting of Rimless wall-hung toilet bowl with horizontal outlet, concealed fixings and Supralit® lid and seat with cushioned drop. For installation it is necessary to complete the pack with a compatible Roca installation system.



hansgrohe

AXOR

TOILETS

Faucet



Rebris E

Single lever mixer

72568670

- Consisting of: concealed single-lever basin mixer, drainer
- Projection: 200 mm
- Maximum flow rate at 3 bar: 5 l/min
- Drainer without locking device
- Drain material: metal
- Handle can be positioned on the right or on the left, depending on the assembly of the basic set.



Raindance E

Overhead shower 300

26250670

- Consisting of: fixed shower head, ceiling connection
- Size of the hand shower 300 x 300 mm
- Jet type: RainAir
- Fixed shower angle adjustable
- Length of ceiling connection 158 mm
- Max. flow rate approx. 17 l/min. at 3 bar
- RainAir flow rate approx. 17 l/min. at 3 bar
- Removable shower head for easy cleaning
- Connection thread G ½
- QuickClea anti-scale system



Ecostat Square

Built-in thermostat

15714670

- Max. flow rate at 3 bar: 29 l/min
- Water flow rate upper outlet 28 l/min approx. at 3 bar
- Water flow rate lower outlet 25 l/min approx. at 3 bar
- Safety button at 40 °C
- Maximum adjustable temperature



Rainfinity

Hand shower 100

26866670

- Spray head Ø 125 mm
- Spray pattern: Rain, RainAir, Whirl
- Jet change with Select button
- Flow rate approx. 15 l/min. at 3 bar
- QuickClean anti-scale system



Rebris E

Sink single lever mixer

72589670

- Consisting of: Single-lever basin mixer, drainer
- ComfortZone 110
- Projection: 133 mm
- Spout height: 109 mm
- Max. flow rate at 3 bar: 4 l/min
- Automatic drain G 1/4
- Drain material: synthetic



FixFit E

Water inlet with bracket

26889670

- Consisting of: wall connection, cover plate
- Model: plastic housing and plastic internal water pipe
- Fixed fixing position
- Non-return valve
- Connection type: G 1/2

Enclosures





ENCLOSURES

Interior and Exterior




Aluminium joinery
With thermal bridge break



Fixed safety glass
Balcony railing

Facilities




05



FACILITIES

Technical equipment



Curtain gap and pre-installation for electric blind with push button

Pre-installation Weiser



Aerothermal system with recuperative cooling and airzone



Illuminated anti-fog mirrors in bathrooms



Underfloor water heating inside the house



FACILITIES

Technical equipment



Electrical mechanisms

Pre-installation of weiser system



Schindler elevators



CORE
HIGUERÓN